

585 Commercial Street Phase III

September 19, 2018

Developer: Property Construction and Management Department / PFD

General Contractor: Daniel O'Connell's Sons, Inc.

Construction Cost: \$13,146,000.00 **Construction Period:** 7/2017 – 9/2019

Construction Monitor: Claudette Austin

BRJP Goals: **50% Resident** **25% People of Color** **10% Female**

Project Description:

The scope of work includes the following: a complete renovation of 42,000 +/- square foot former office building into an elementary school; building envelope replacement; structural and gut renovation of the interior; and site improvements.

Boston Employment Commission Project Review

I. Overall Numerical Compliance

Report Run Date: 9/07/18

Includes Work Records from: 07/09/17 – 09/03/18

# Workhours	# Workers	# Contractors	% Residents	% People of Color	% Female
27,948	300	19	23%	41%	7%

II. Numerical Compliance by Major Trades

Report Run Date: 9/07/18

Includes Work Records from: 07/09/17 – 09/03/18

Trade	# of Work hours	# of Workers	% Resident	% People of Color	% Female
Laborer	9,582	107	33%	52%	4%
Carpenter	6,742	37	26%	34%	11%
Ironwork	4,188	48	9%	48%	1%
Equip. Oper.	1,542	15	0%	44%	0%
Electrician	1,113	17	12%	22%	12%

III. Numerical Compliance by Major Contractor

Report Run Date: 9/07/18

Includes Work Records from: 07/09/17 – 09/03/18

Contractor	# of Wrkhrs	# of Workers	% Resident	% People of Color	% Female
Daniel O'Connell	6,203	44	53%	25%	5%
Daniel O'Connell's Sons employs equipment operators, carpenters and laborers.					
U.S. Drywall	4,851	27	27%	38%	9%
U.S. Drywall employs carpenters and laborers.					
American Environ.	4,431	45	1%	89%	6%
American Environmental employs laborers and equipment operators.					
EDM Construction	3,675	37	8%	50%	1%
EDM Construction employs ironworkers.					
Hub Foundation	1,421	16	3%	20%	2%
Hub Foundation employs equipment operators, oilers, laborers & piledrivers.					

Boston Employment Commission Project Review

BRJP Highlights and Concerns:

- Project was last reviewed before the BEC November 2017. Since November 2017 overall:
 - **Boston Resident** participation increased from 2% to **23%**
 - **People of Color** participation decreased from 63% to **41%**
 - **Female participation** increased from 3% to **7%**
- Construction is now about 35% complete.
- Daniel O'Connell's Sons (GC) workforce performance is at 53%R (up 48%), 25%POC (up 25%) and 5%F (down 10%).
- US Drywall (2nd major subcontractor) performed 4,851 workhours, 27% R (*up 4%*), 38% POC (*down 1%*), 9%F (*same*) from 8/7/18 corrective action meeting.
- American Environmental, EDM Construction and Hub Foundation (the 3rd, 4th & 5th major contractors) have completed work.
- Most recent corrective action meeting held 8/7/18 with US Drywall, Your Electrical Solutions, PJ Dionne, V & G Ironworks and Cogswell Sprinkler (compliance documentation is attached for Your Electrical Solutions and PJ Dionne as well as Cogswell Sprinkler-fitters and Folan Waterproofing).
- CAM HVAC (6th major subcontractor) - 1,179 workhours, 18 workers, 24%R, 35%POC, 2%F - their performance for Boston Residents and females are low.
- Your Electrical Solutions (7th major subcontractor) - 1,013 workhours, 17 workers, 12%R (*up 12%*), 22%POC (*up 8%*), 12%F (*up 12%*) from 8/7/18 corrective action meeting.
- 34 (76%) of the 45 Boston Residents reported are verified.
- Project submission time for the weekly reports average 18 days (this is an 8 day increase from Nov 2017). DOC's submission time is 5 days.

RECOMMENDATIONS: The BRJP Office recommends that Daniel O'Connell's Sons:

Improve the payroll submission time to the required 7 days, for the duration of construction. Continue work with underperforming subcontractors to ensure they are making a concerted effort to improve deficiencies (*through request to the various union halls and other resources such as Building Pathways, Youth Build Boston, etc*). Request that subs provide documentation to substantiate their compliance efforts. Provide required proof of residency for the 11 unverified Boston Residents. Boston Resident workers should be verified the week they show up onsite.

ATTACHMENTS:

- PROJECT STATISTICAL REPORT *by contractor*
- PROJECT STATISTICAL REPORT *by trade*
- LIST OF CONTRACTORS (*1 page*)
- 8/7/18 Corrective Action Meeting Notes (*1 page*)
- BEST FAITH EFFORTS DOCUMENTATION
 - Your Electrical Solutions (Memo dated 8/10/18)
 - P J Dionne (Letter dated 8/27/18 and 7/23/18)
 - Cogswell Sprinkler (Email dated 6/14/18)
 - Folan Waterproofing (Email dated 7/19/18)
- HISTORY REPORTS:
 - Daniel O'Connell's Sons
 - US Drywall
 - CAM HVAC
 - Your Electrical Solutions

PROJECT STATISTICAL REPORT

9/7/2018 10:34:41 AM

7019-C 585 COMMERCIAL STREET PHASE III -- ID: 10053 Award Dept: PFD Const Cost: \$13,146,000.00 Neigh: NORTH END

PAGE 1

GC: DANIEL O'CONNELL & SONS -- ID: 82

Date Range: 01/01/2015 - 09/07/2018

Worked on Project

BRJP Report #8

		12/24/2017 02/11/2018	Total Hours	Resident Hrs / %	POC Hrs / %	Female Hrs / %	Emps.	Res.	POC	Fem.
AAIXIOM CONCRETE CUTTIN	10804									
15 Laborer			24.0	0.0 0.0%	8.0 33.3%	0.0 0.0%	3	0	1	0
Totals:			24.0	0.0 0.0%	8.0 33.3%	0.0 0.0%	3	0	1	0
AMERICAN ENVIRONMENTAL	12062	07/30/2017 06/17/2018	Total Hours	Resident Hrs / %	POC Hrs / %	Female Hrs / %	Emps.	Res.	POC	Fem.
10 Equipment Operator			436.0	0.0 0.0%	16.0 3.7%	0.0 0.0%	4	0	1	0
15 Laborer			3,994.5	44.5 1.1%	3,921.5 98.2%	269.5 6.7%	41	1	40	4
Totals:			4,430.5	44.5 1.0%	3,937.5 88.9%	269.5 6.1%	45	1	41	4
BASS ASSOCIATES INC.	10885	07/28/2018 09/01/2018	Total Hours	Resident Hrs / %	POC Hrs / %	Female Hrs / %	Emps.	Res.	POC	Fem.
03 Carpenter			441.0	174.0 39.5%	174.0 39.5%	0.0 0.0%	6	2	2	0
Totals:			441.0	174.0 39.5%	174.0 39.5%	0.0 0.0%	6	2	2	0
CAM HVAC & CONS. INC.	10879	08/19/2017 08/04/2018	Total Hours	Resident Hrs / %	POC Hrs / %	Female Hrs / %	Emps.	Res.	POC	Fem.
15 Laborer			71.8	1.0 1.4%	1.0 1.4%	28.5 39.7%	7	1	1	1
21 Pipefitter			425.5	0.0 0.0%	0.0 0.0%	0.0 0.0%	5	0	0	0
26 Sheetmetal Worker			682.0	277.0 40.6%	411.0 60.3%	0.0 0.0%	6	1	2	0
Totals:			1,179.3	278.0 23.6%	412.0 34.9%	28.5 2.4%	18	2	3	1
CHAPMAN WATERPROOFIN	31	08/20/2018 09/03/2018	Total Hours	Resident Hrs / %	POC Hrs / %	Female Hrs / %	Emps.	Res.	POC	Fem.
15 Laborer			50.0	8.0 16.0%	0.0 0.0%	0.0 0.0%	4	1	0	0
36 Waterproofer			148.0	42.0 28.4%	42.0 28.4%	0.0 0.0%	6	2	2	0
Totals:			198.0	50.0 25.3%	42.0 21.2%	0.0 0.0%	10	3	2	0

PROJECT STATISTICAL REPORT

9/7/2018 10:34:41 AM

7019-C 585 COMMERCIAL STREET PHASE III -- ID: 10053 Award Dept: PFD Const Cost: \$13,146,000.00 Neigh: NORTH END

PAGE 2

GC: DANIEL O'CONNELL & SONS -- ID: 82

Date Range: 01/01/2015 - 09/07/2018

Worked on Project

BRJP Report #8

Company	ID	Start Date	Total Hours	Resident Hrs / %	POC Hrs / %	Female Hrs / %	Emps.	Res.	POC	Fem.
COGSWELL SPRINKLER CO	8987	05/12/2017 08/25/2018	Total Hours	Resident Hrs / %	POC Hrs / %	Female Hrs / %	Emps.	Res.	POC	Fem.
43			449.0	72.0 16.0%	8.0 1.8%	0.0 0.0%	13	1	1	0
COGSWELL SPRINKLER CO		Totals:	449.0	72.0 16.0%	8.0 1.8%	0.0 0.0%	13	1	1	0
CRS SPECIALTIES, INC.	12139	03/02/2018 08/03/2018	Total Hours	Resident Hrs / %	POC Hrs / %	Female Hrs / %	Emps.	Res.	POC	Fem.
14			173.0	0.0 0.0%	0.0 0.0%	0.0 0.0%	1	0	0	0
CRS SPECIALTIES, INC.		Totals:	173.0	0.0 0.0%	0.0 0.0%	0.0 0.0%	1	0	0	0
DANIEL O'CONNELL & SONS	82	07/16/2017 09/02/2018	Total Hours	Resident Hrs / %	POC Hrs / %	Female Hrs / %	Emps.	Res.	POC	Fem.
03			1,583.5	349.0 22.0%	293.0 18.5%	319.0 20.1%	13	4	2	1
10			466.5	0.0 0.0%	416.5 89.3%	0.0 0.0%	5	0	2	0
15			4,152.5	2,935.5 70.7%	860.0 20.7%	15.5 0.4%	26	8	10	1
DANIEL O'CONNELL & SONS		Totals:	6,202.5	3,284.5 53.0%	1,569.5 25.3%	334.5 5.4%	44	12	14	2
EDM CONSTRUCTION INC	12513	08/12/2017 08/25/2018	Total Hours	Resident Hrs / %	POC Hrs / %	Female Hrs / %	Emps.	Res.	POC	Fem.
14			3,674.5	298.0 8.1%	1,828.5 49.8%	32.0 0.9%	37	3	14	1
EDM CONSTRUCTION INC		Totals:	3,674.5	298.0 8.1%	1,828.5 49.8%	32.0 0.9%	37	3	14	1
FOLAN WATERPROOF CO.	501	11/11/2017 08/25/2018	Total Hours	Resident Hrs / %	POC Hrs / %	Female Hrs / %	Emps.	Res.	POC	Fem.
15			66.5	0.0 0.0%	0.0 0.0%	0.0 0.0%	1	0	0	0
36			640.0	0.0 0.0%	283.5 44.3%	256.5 40.1%	9	0	2	1
FOLAN WATERPROOF CO.		Totals:	706.5	0.0 0.0%	283.5 40.1%	256.5 36.3%	10	0	2	1

PROJECT STATISTICAL REPORT

9/7/2018 10:34:41 AM

7019-C 585 COMMERCIAL STREET PHASE III -- ID: 10053 Award Dept: PFD Const Cost: \$13,146,000.00 Neigh: NORTH END

PAGE 3

GC: DANIEL O'CONNELL & SONS -- ID: 82

Date Range: 01/01/2015 - 09/07/2018

Worked on Project

BRJP Report #8

			Total Hours	Resident Hrs / %	POC Hrs / %	Female Hrs / %	Emps.	Res.	POC	Fem.
HUB FOUNDATION CO.	2011	09/24/2017 12/03/2017								
10	Equipment Operator		639.5	0.0 0.0%	250.0 39.1%	0.0 0.0%	6	0	1	0
15	Laborer		662.0	16.0 2.4%	16.0 2.4%	0.0 0.0%	6	1	1	0
18	Other		24.0	24.0 100.0%	24.0 100.0%	24.0 100.0%	1	1	1	1
20	Piledriver		26.0	0.0 0.0%	0.0 0.0%	0.0 0.0%	2	0	0	0
49	Technician		69.5	0.0 0.0%	0.0 0.0%	0.0 0.0%	1	0	0	0
	Totals:		1,421.0	40.0 2.8%	290.0 20.4%	24.0 1.7%	16	2	3	1
MIDNIGHT IRON CONST.	10193	11/18/2017 05/26/2018								
14	Iron Worker		159.0	80.0 50.3%	80.0 50.3%	0.0 0.0%	3	1	1	0
	Totals:		159.0	80.0 50.3%	80.0 50.3%	0.0 0.0%	3	1	1	0
P. J. DIONNE CO INC.	8778	06/02/2018 09/01/2018								
23	Plumber		939.5	230.0 24.5%	180.0 19.2%	265.0 28.2%	12	2	4	1
	Totals:		939.5	230.0 24.5%	180.0 19.2%	265.0 28.2%	12	2	4	1
RELIABLE SERVICES	12096	03/02/2018 03/16/2018								
14	Iron Worker		40.0	0.0 0.0%	40.0 100.0%	0.0 0.0%	1	0	1	0
	Totals:		40.0	0.0 0.0%	40.0 100.0%	0.0 0.0%	1	0	1	0
SALEM GLASS CO.	963	07/21/2018 09/01/2018								
03	Carpenter		175.5	0.0 0.0%	0.0 0.0%	0.0 0.0%	1	0	0	0
12	Glazier		976.5	303.5 31.1%	175.0 17.9%	219.0 22.4%	8	2	1	1
	Totals:		1,152.0	303.5 26.3%	175.0 15.2%	219.0 19.0%	9	2	1	1

PROJECT STATISTICAL REPORT

9/7/2018 10:34:41 AM

7019-C 585 COMMERCIAL STREET PHASE III -- ID: 10053 Award Dept: PFD Const Cost: \$13,146,000.00 Neigh: NORTH END

PAGE 4

GC: DANIEL O'CONNELL & SONS -- ID: 82

Date Range: 01/01/2015 - 09/07/2018

Worked on Project

BRJP Report #8

Company	ID	Start Date	End Date	Total Hours	Resident Hrs / %	POC Hrs / %	Female Hrs / %	Emps.	Res.	POC	Fem.
SILKTOWN ROOFING INC	10354	05/26/2018	08/18/2018								
24 Roofer				502.5	159.0 31.6%	234.5 46.7%	0.0 0.0%	13	5	6	0
SILKTOWN ROOFING INC				Totals:	159.0 31.6%	234.5 46.7%	0.0 0.0%	13	5	6	0
U.S. DRYWALL INC.	2960	04/21/2018	08/25/2018								
03 Carpenter				4,541.5	1,234.0 27.2%	1,804.0 39.7%	432.0 9.5%	17	4	7	2
15 Laborer				309.5	56.0 18.1%	40.0 12.9%	0.0 0.0%	10	2	3	0
U.S. DRYWALL INC.				Totals:	1,290.0 26.6%	1,844.0 38.0%	432.0 8.9%	27	6	10	2
V & G IRON WORKS INC.	3295	03/02/2018	08/03/2018								
14 Iron Worker				141.0	0.0 0.0%	69.0 48.9%	0.0 0.0%	6	0	2	0
15 Laborer				250.5	99.0 39.5%	138.0 55.1%	38.5 15.4%	9	2	2	1
V & G IRON WORKS INC.				Totals:	99.0 25.3%	207.0 52.9%	38.5 9.8%	15	2	4	1
YOUR ELECTRICAL SOLUTIO	10799	07/09/2017	08/26/2018								
08 Electrician				1,012.8	123.0 12.1%	219.0 21.6%	123.0 12.1%	17	1	2	1
YOUR ELECTRICAL SOLUTION				Totals:	123.0 12.1%	219.0 21.6%	123.0 12.1%	17	1	2	1
Project Totals:				27,947.6	6,525.5 23.3%	11,532.5 41.3%	2,022.5 7.2%	300	45	112	16

7019-C 585 COMMERCIAL STREET PHASE III -- ID: 10053 PROJECT STATISTICAL REPORT BY TRADE

GC: DANIEL O'CONNELL & SONS -- ID: 82

Date Range: 01/01/2015 - 09/07/2018

BRJP Report #7

	Total Hours	Resident Hrs / %	POC Hrs / %	Female Hrs / %	Empls	Resident	POC	Female
Carpenter								
Contractor: BASS ASSOCIATES INC,	441.0	174.0 39.5%	174.0 39.5%	0.0 0.0%	6	2	2	0
Contractor: DANIEL O'CONNELL & SONS	1,583.5	349.0 22.0%	293.0 18.5%	319.0 20.1%	13	4	2	1
Contractor: SALEM GLASS CO.	175.5	0.0 0.0%	0.0 0.0%	0.0 0.0%	1	0	0	0
Contractor: U.S. DRYWALL INC.	4,541.5	1,234.0 27.2%	1,804.0 39.7%	432.0 9.5%	17	4	7	2
Trade Totals	6,741.5	1,757.0 26.1%	2,271.0 33.7%	751.0 11.1%	37	10	11	3

	Total Hours	Resident Hrs / %	POC Hrs / %	Female Hrs / %	Empls	Resident	POC	Female
Electrician								
Contractor: YOUR ELECTRICAL SOLUTIO	1,012.8	123.0 12.1%	219.0 21.6%	123.0 12.1%	17	1	2	1
Trade Totals	1,012.8	123.0 12.1%	219.0 21.6%	123.0 12.1%	17	1	2	1

	Total Hours	Resident Hrs / %	POC Hrs / %	Female Hrs / %	Empls	Resident	POC	Female
Equipment Operator								
Contractor: AMERICAN ENVIRONMENTAL,	436.0	0.0 0.0%	16.0 3.7%	0.0 0.0%	4	0	1	0
Contractor: DANIEL O'CONNELL & SONS	466.5	0.0 0.0%	416.5 89.3%	0.0 0.0%	5	0	2	0
Contractor: HUB FOUNDATION CO.	639.5	0.0 0.0%	250.0 39.1%	0.0 0.0%	6	0	1	0
Trade Totals	1,542.0	0.0 0.0%	682.5 44.3%	0.0 0.0%	15	0	4	0

	Total Hours	Resident Hrs / %	POC Hrs / %	Female Hrs / %	Empls	Resident	POC	Female
Glazier								
Contractor: SALEM GLASS CO.	976.5	303.5 31.1%	175.0 17.9%	219.0 22.4%	8	2	1	1
Trade Totals	976.5	303.5 31.1%	175.0 17.9%	219.0 22.4%	8	2	1	1

7019-C 585 COMMERCIAL STREET PHASE III -- ID: 10053 PROJECT STATISTICAL REPORT BY TRADE

9/7/2018 10:31:46 AM

GC: DANIEL O'CONNELL & SONS -- ID: 82

PAGE 2
BRJP Report #7

Date Range: 01/01/2015 - 09/07/2018

	Total Hours	Resident Hrs / %	POC Hrs / %	Female Hrs / %	Empls	Resident	POC	Female	
Iron Worker									
Contractor: CRS SPECIALTIES, INC.	173.0	0.0 0.0%	0.0 0.0%	0.0 0.0%	1	0	0	0	
Contractor: EDM CONSTRUCTION INC	3,674.5	298.0 8.1%	1,828.5 49.8%	32.0 0.9%	37	3	14	1	
Contractor: MIDNIGHT IRON CONST.	159.0	80.0 50.3%	80.0 50.3%	0.0 0.0%	3	1	1	0	
Contractor: RELIABLE SERVICES	40.0	0.0 0.0%	40.0 100.0%	0.0 0.0%	1	0	1	0	
Contractor: V & G IRON WORKS INC.	141.0	0.0 0.0%	69.0 48.9%	0.0 0.0%	6	0	2	0	
Trade Totals	4,187.5	378.0 9.0%	2,017.5 48.2%	32.0 0.8%	48	4	18	1	

	Total Hours	Resident Hrs / %	POC Hrs / %	Female Hrs / %	Empls	Resident	POC	Female	
Laborer									
Contractor: AAXIOM CONCRETE CUTTING	24.0	0.0 0.0%	8.0 33.3%	0.0 0.0%	3	0	1	0	
Contractor: AMERICAN ENVIRONMENTAL,	3,994.5	44.5 1.1%	3,921.5 98.2%	269.5 6.7%	41	1	40	4	
Contractor: CAM HVAC & CONS. INC.	71.8	1.0 1.4%	1.0 1.4%	28.5 39.7%	7	1	1	1	
Contractor: CHAPMAN WATERPROOFING	50.0	8.0 16.0%	0.0 0.0%	0.0 0.0%	4	1	0	0	
Contractor: DANIEL O'CONNELL & SONS	4,152.5	2,935.5 70.7%	860.0 20.7%	15.5 0.4%	26	8	10	1	
Contractor: FOLAN WATERPROOF CO.	66.5	0.0 0.0%	0.0 0.0%	0.0 0.0%	1	0	0	0	
Contractor: HUB FOUNDATION CO.	662.0	16.0 2.4%	16.0 2.4%	0.0 0.0%	6	1	1	0	
Contractor: U.S. DRYWALL INC.	309.5	56.0 18.1%	40.0 12.9%	0.0 0.0%	10	2	3	0	
Contractor: V & G IRON WORKS INC.	250.5	99.0 39.5%	138.0 55.1%	38.5 15.4%	9	2	2	1	
Trade Totals	9,581.3	3,160.0 33.0%	4,984.5 52.0%	352.0 3.7%	107	16	58	7	

	Total Hours	Resident Hrs / %	POC Hrs / %	Female Hrs / %	Empls	Resident	POC	Female	
Oiler									
Contractor: HUB FOUNDATION CO.	24.0	24.0 100.0%	24.0 100.0%	24.0 100.0%	1	1	1	1	
Trade Totals	24.0	24.0 100.0%	24.0 100.0%	24.0 100.0%	1	1	1	1	

GC: DANIEL O'CONNELL & SONS -- ID: 82

BRJP Report #7

Date Range: 01/01/2015 - 09/07/2018

	Total Hours	Resident Hrs / %	POC Hrs / %	Female Hrs / %	Empls	Resident	POC	Female
Piledriver								
Contractor: HUB FOUNDATION CO.	26.0	0.0 0.0%	0.0 0.0%	0.0 0.0%	2	0	0	0
Trade Totals	26.0	0.0 0.0%	0.0 0.0%	0.0 0.0%	2	0	0	0

Pipefitter								
Contractor: CAM HVAC & CONS. INC.	425.5	0.0 0.0%	0.0 0.0%	0.0 0.0%	5	0	0	0
Trade Totals	425.5	0.0 0.0%	0.0 0.0%	0.0 0.0%	5	0	0	0

Plumber								
Contractor: P.J. DIONNE CO INC.	939.5	230.0 24.5%	180.0 19.2%	265.0 28.2%	12	2	4	1
Trade Totals	939.5	230.0 24.5%	180.0 19.2%	265.0 28.2%	12	2	4	1

Rofer								
Contractor: SILKTOWN ROOFING INC	502.5	159.0 31.6%	234.5 46.7%	0.0 0.0%	13	5	6	0
Trade Totals	502.5	159.0 31.6%	234.5 46.7%	0.0 0.0%	13	5	6	0

Sheetmetal Worker								
Contractor: CAM HVAC & CONS. INC.	682.0	277.0 40.6%	411.0 60.3%	0.0 0.0%	6	1	2	0
Trade Totals	682.0	277.0 40.6%	411.0 60.3%	0.0 0.0%	6	1	2	0

Sprinkler Fitter								
Contractor: COGSWELL SPRINKLER CO	449.0	72.0 16.0%	8.0 1.8%	0.0 0.0%	13	1	1	0
Trade Totals	449.0	72.0 16.0%	8.0 1.8%	0.0 0.0%	13	1	1	0

7019-C 585 COMMERCIAL STREET PHASE III -- ID: 10053 PROJECT STATISTICAL REPORT BY TRADE

9/7/2018 10:31:47 AM

GC: DANIEL O'CONNELL & SONS -- ID: 82

PAGE 4

Date Range: 01/01/2015 - 09/07/2018

BRJP Report #7

	Total Hours	Resident Hrs / %	POC Hrs / %	Female Hrs / %	Emps	Resident	POC	Female
Technician								
Contractor: HUB FOUNDATION CO.	69.5	0.0 0.0%	0.0 0.0%	0.0 0.0%	1	0	0	0
Trade Totals	69.5	0.0 0.0%	0.0 0.0%	0.0 0.0%	1	0	0	0

	Total Hours	Resident Hrs / %	POC Hrs / %	Female Hrs / %	Emps	Resident	POC	Female
Waterproofer								
Contractor: CHAPMAN WATERPROOFING	148.0	42.0 28.4%	42.0 28.4%	0.0 0.0%	6	2	2	0
Contractor: FOLAN WATERPROOF CO.	640.0	0.0 0.0%	283.5 44.3%	256.5 40.1%	9	0	2	1
Trade Totals	788.0	42.0 5.3%	325.5 41.3%	256.5 32.6%	15	2	4	1
PROJECT TOTALS	27,947.6	6,525.5 23.3%	11,532.5 41.3%	2,022.5 7.2%	300	45	112	16

585 Commercial Street Project (BRJP ID #10053)

Contractor List

Updated September 7, 2018

Contractors

BRJP ID#

Daniel O'Connell's Sons (GC) 82

File Subcontractors

CAM HVAC & Construction (mechanical)*	10879
Capital Carpet & Flooring (tile)*	7913
Central Ceilings (acoustical ceiling tile)*	129
Chapman Waterproofing (masonry)*	31
Cogswell Sprinkler (fire protection)*	8987
Folan Waterproofing and Construction*	501
Kapiloff's Glass (glass and glazing)*	10946
New Generation Painting (painting)*	10907
P.J. Dionne Company (plumbing)*	8778
Silktown Roofing (roofing)*	10354
V&G Iron Works (miscellaneous metals)	3295
West Floor Covering (resilient flooring)	9170
Your Electrical Solutions (electrical)	10799

Other Subcontractors

Aggregate Industries	9596
American Environmental (Abatement, Demo)	12062
ATI Inc	11989
Bass Associates	10885
EDM Construction	12513
General Woodworking	11663
Hub Foundation	2011
Midnight Ironworks	10193
Salem Glass	963
Thompson Company	2897
Thyssen Krupp Elevator	9690
US Drywall	2960
Walker Specialties	10945



*Your Electrical Solution, Inc, 345 Washington Street, Pembroke, MA 02359
Phone: 781-331-3500 Fax: 781-331-3588*

*Rec'd
8/14/18*

TITLE:	Work force projections @ Eliot School	BULLETIN NO.	1
PROJECT:	409 Eliot School Phase 3	DATE:	08/10/2018
TO:	Attn: Kevin Guidi Daniel O'Connell's Sons 1000 Franklin Village Drive Franklin, MA 02038 Phone:(413) 534-5667	JOB:	409
		CONTRACT/PO:	C-43803-17
		STARTED:	08/07/2018
		COMPLETED:	
		REQUIRED:	08/10/2018

REMARKS:

RE: Eliot School work force projection

Please be advised,

With this new construction schedule end date, Your Electrical Solutions intent is to provide a work force of two to three employees thru out the majority of the project.

As of this date,our work has been limited to temporary wiring and electrical make safe/disconnects. Our work has been on and off for the past year,with no defined work schedule.

Local 103 has just provided (two weeks ago) us with labor personnel that will improve our percentages and help improve the workforce goals of the project.


Our payroll reports should now start reflecting the minority/female/resident goals.

Respectfully,

Reported By: Your Electrical Solution Inc.

Date: 08/10/2018

Signed:



Jamie McGrath



**OFFICE OF BOSTON RESIDENTS JOBS POLICY
EMPLOYMENT PLAN
QUARTERLY WORK FORCE PROJECTION TABLE**

Revised

8/10/18

PROJECT: <u>Eliot School</u>			
CONTRACTOR: <u>Art Electrical Sol.</u>		ADDRESS: <u>345 Washington St Pembroke</u>	
CONTACT: <u>Jamie McGrath</u>		PHONE NUMBER: <u>781 331 3500</u>	
QUARTER START DATE: <u>7/1/18</u>		QUARTER END DATE: <u>9/30/18</u>	
MONTH	<u>July</u>	<u>Aug</u>	<u>Sept</u>
TRADE: <u>Electrical</u>			
TOTAL EMPLOYEES	/	2	2
RESIDENT EMPLOYEES		1	1
MINORITY EMPLOYEES		1	1
FEMALE EMPLOYEES		1	1
TRADE:			
TOTAL EMPLOYEES			
RESIDENT EMPLOYEES			
MINORITY EMPLOYEES			
FEMALE EMPLOYEES			
TRADE:			
TOTAL EMPLOYEES			
RESIDENT EMPLOYEES			
MINORITY EMPLOYEES			
FEMALE EMPLOYEES			
TRADE:			
TOTAL EMPLOYEES			
RESIDENT EMPLOYEES			
MINORITY EMPLOYEES			
FEMALE EMPLOYEES			

COMPANY OFFICIAL'S SIGNATURE:

DATE: 8/13/18



Rec'd
8/27/18

August 27, 2018

Mr. Kevin Guidi
Project Manager
Daniel O'Connell's Sons, Inc.
480 Hampden Street
Holyoke, MA 01040

Dear Kevin,

In response to the BRJP meeting for the Eliot School on August 7, 2018, P.J. Dionne Company, Inc. has made the following changes to address the percentage shortfall:

Our crew has been reduced and consists of both a female and a resident plumber. As the workload allows, we have added Henry Herbert who is both a resident and a minority. As a result, our percentages have increased.

We anticipate a two-person crew for the duration of the rough plumbing install but will continue to add Henry as the work becomes available.

Sincerely,

P.J. Dionne Company, Inc.

Paul J. Dionne
President

Kelley, Barbara

From: Michael Sands <msands@cogswellsprinkler.com>
Sent: Monday, July 23, 2018 3:23 PM
To: Kelley, Barbara; Tiffany Benoit
Cc: Bowes, Meredith B.; Guidi, Kevin
Subject: RE: External: [EXTERNAL] Eliot School / 585 Commercial St. BRJP Report

I am working on documentation. We submitted a letter a while ago when we started that there was no labor to satisfy the requirements back in June. That was emailed to you. We currently have a Boston Resident on the project. His first day is today. I did have just a foreman there a couple weeks ago; he was not there last week. This week we have a foreman and a Boston resident. This is a 2 man project so balance will be difficult to achieve. Certified payroll will document the resident. We will be inquiring in the next week for more but it appears all are working.

Best Regards,

Michael C. Sands

COGSWELL SPRINKLER CO., INC. | Project Management

22 canterbury street | worcester ma | 01610

main: 508.753.0015 x249 | fax: 508.753.5629 | direct: 508.471.6900

www.cogswellsprinkler.com



From: Kelley, Barbara [<mailto:bkelly@oconnells.com>]
Sent: Monday, July 23, 2018 1:55 PM
To: Tiffany Benoit <Tiffany@cogswellsprinkler.com>; Michael Sands <msands@cogswellsprinkler.com>
Cc: Bowes, Meredith B. <mbbowes@oconnells.com>; Guidi, Kevin <kguidi@oconnells.com>
Subject: RE: External: [EXTERNAL] Eliot School / 585 Commercial St. BRJP Report

Tiffany & Mike,

I need to repeat my July 13 email to you.

Please note you have no residents or women listed as employees. This project requires 50% residents and 10% women for your workforce on this project. Please refer to General Conditions 007375 for the specific reporting requirements including best faith effort documentation. You must comply with these requirements or be subject to sanctions from the City.

You need to provide documentation demonstrating your efforts to meet this requirement. Please provide ASAP.

Thank you,

Barbara Kelley

From: Tiffany Benoit [mailto:Tiffany@cogswellsprinkler.com]
Sent: Thursday, July 19, 2018 1:57 PM
To: claudette.austin@boston.gov; caicai.lin@boston.gov; Bowes, Meredith B.
Cc: Kelley, Barbara
Subject: External: [EXTERNAL] Eliot School / 585 Commercial St. BRJP Report

Good Afternoon,

Please see the attached BRJP Report for the week ending 07/14/18 for the above mentioned project.

If you have any questions please let me know.

Tiffany Benoit

COGSWELL SPRINKLER CO., INC. | Accounting Specialist

22 Canterbury Street | Worcester MA | 01610

main: 508-753-0015 x248 | fax: 508-753-5629

www.cogswellsprinkler.com



... This electronic mail message and any attachments thereto may contain confidential and/or privileged information intended only for the addressee(s) named herein. If you are not the intended recipient, you are hereby notified that the reading, disclosure, copying, distribution or use of all or any part of this communication is strictly prohibited. If you received this transmission in error, please permanently delete it and any copy or printout thereof and notify our e-mail security officer immediately either by telephone at 413-540-1401 or by sending an electronic message to administrator@oconnells.com.

Kelley, Barbara

From: Michael Sands <msands@cogswellsprinkler.com>
Sent: Thursday, June 14, 2018 3:42 PM
To: Maio, Michael; Kelley, Barbara
Subject: External: [EXTERNAL] 550 letter 061418.pdf
Attachments: 550 letter 061418.pdf

Good afternoon. Attached is a letter from Sprinkler Fitters Local 550 regarding people of color and Boston resident labor. We have inquired with the local to secure labor to satisfy this project's goals. As you will see, there are no residents or people of color available at this time.

Best Regards,

Michael C. Sands

COGSWELL SPRINKLER CO., INC. | Project Management

22 canterbury street | worcester ma | 01610

main: 508.753.0015 x249 | fax: 508.753.5629 | direct: 508.471.6900

www.cogswellsprinkler.com



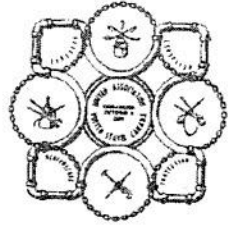


LOCAL UNION 550 U.A.
SPRINKLER FITTERS and APPRENTICES OF BOSTON
AND VICINITY

46 ROCKLAND STREET • BOSTON, MASSACHUSETTS 02132
TELEPHONE 617-323-0474
FAX 617-323-1373



PETER GIBBONS
BUSINESS MANAGER
SECRETARY-TREASURER



MARK FORTUNE
BUSINESS AGENT

MATTHEW JONES
ORGANIZER

June 14, 2018


Mr. Jeff Gordon
Cogswell Sprinkler Company, Inc.
22 Canterbury Street
Worcester, MA 01610

RE: Elliott School

Dear Jeff:

Thank you for calling to check on the availability of minority, Boston resident sprinkler fitters for employment at your Elliott School project. As we discussed, currently there are no minority, Boston residents available for employment. However, this does change from time to time, so please don't hesitate to contact us in the future.

Sincerely,


Peter Gibbons
Business Manager
Secretary-Treasurer

Kelley, Barbara

From: Debbie Folan <dfolan@folanwaterproofing.com>
Sent: Thursday, July 19, 2018 3:21 PM
To: Kelley, Barbara
Cc: Bowes, Meredith B.; Guidi, Kevin; gregory.rideout@boston.gov
Subject: External: [EXTERNAL] BRJP documentation
Attachments: Scan_0975.pdf

All, please see attached letter from Union regarding employment requirements

Thank you

Debbie Folan

Accounts Receivable Administrator

Folan Waterproofing & Construction Co., Inc.

795 Washington Street

South Easton, MA 02375

D 508-535-5215

T 508-238-6550 ext. 4 | F 508-238-9425

www.folanwaterproofing.com

This email may contain confidential information and is solely for the use of the intended recipient. Any review, distribution, disclosure or other use of this information by anyone other than the intended recipient is prohibited. If you have received this communication in error, please notify the sender immediately and delete this message from your system.



*Bricklayers and Allied Craftsmen
Local No. 3 Massachusetts, Maine,
New Hampshire, Rhode Island*



CHARLES RASO
President
Secretary-Treasurer

550 MEDFORD STREET
BOSTON, MASSACHUSETTS 02129

TELEPHONE: (617) 242-5500

FAX: (617) 242-0021

baclocal3@aol.com

July 19, 2018



*Claudette Austin
Mayor's Office of Economic Development
Office of Small Business Development
Office of Boston Residents Job Policy
26 Court Street, 7th Floor
Boston, MA 02108*

*RE: 585 Commercial Street
& Elliot School Phase 3*

Dear Ms. Austin:

This letter shall certify that we received numerous written and telephone requests from Folan Waterproofing and other management representatives of the company regarding the referral of qualified Boston resident waterproofers/caulkers for employment on the above-referenced project.

Management representatives also made in-person requests to our union officials regarding this issue. However, to the best of our knowledge, there have been no qualified Boston resident waterproofers/caulkers available for this type of specialty craft work.

Please be assured that the union will continue to refer qualified Boston residents for employment with Folan Waterproofing in accordance with their availability. Both the company and the union are committed to the employment, training and advancement of Boston residents.

Very truly yours,

*Charles Raso
President/Secretary-Treasurer*

CC: Debbie Folan

REPRESENTING: BRICKLAYERS • STONEMASONS • POINTERS • CLEANERS • CAULKERS
TILE-MARBLE-TERRAZZO MECHANICS & FINISHERS • CEMENT MASONS • PLASTERERS

CONTRACTOR STATISTICAL REPORT

Date Range: 07/01/2009 - 09/07/2018

9/7/2018 10:55:41 AM
PAGE 1

Contractor: **DANIEL O'CONNELL & SONS**

Cont ID: 82 Worked on Project

BRJP Report #5

PROJECTS

PROJECTS	Worked on Project	Total Hours	Resident Hrs / %	POC Hrs / %	Female Hrs / %	Emps.	Res.	POC	Fem.
7019-C 585 COMMERCIAL STREET PHA 1E+0	07/16/2017 09/02/2018								
Carpenter		1,583.5	349.0 22.0%	293.0 18.5%	319.0 20.1%	13	4	2	1
Equipment Operator		466.5	0.0 0.0%	416.5 89.3%	0.0 0.0%	5	0	2	0
Laborer		4,152.5	2,935.5 70.7%	860.0 20.7%	15.5 0.4%	26	8	10	1
7019-C 585 COMMERCIAL STREET PHA	Totals:	6,202.5	3,284.5 53.0%	1,569.5 25.3%	334.5 5.4%	44	12	14	2
Contractor Totals		Total Hours	Resident Hrs / %	POC Hrs / %	Female Hrs / %	Emps.	Res.	POC	Fem.
DANIEL O'CONNELL & SONS	Totals:	6,202.5	3,284.5 53.0%	1,569.5 25.3%	334.5 5.4%	44	12	14	2

CONTRACTOR STATISTICAL REPORT

Date Range: 07/01/2009 - 09/07/2018

9/7/2018 10:58:00 AM
PAGE 1

Contractor: **U.S. DRYWALL INC.**

Cont ID: 2960

Worked on Project

BRJP Report #5

PROJECTS

PROJECTS	09/20/2014 01/03/2015	Total Hours	Resident Hrs / %	POC Hrs / %	Female Hrs / %	Emps.	Res.	POC	Fem.
6972-A CENTRAL MAINT FACILITY TRU 9554	01/03/2015	1,182.5	294.5 24.9%	64.0 5.4%	0.0 0.0%	13	3	1	0
Carpenter									
Taper		47.0	0.0 0.0%	0.0 0.0%	0.0 0.0%	2	0	0	0
6972-A CENTRAL MAINT FACILITY TRU	Totals:	1,229.5	294.5 24.0%	64.0 5.2%	0.0 0.0%	15	3	1	0
7019-C 585 COMMERCIAL STREET PHA 1E+0	04/21/2018 08/25/2018	Total Hours	Resident Hrs / %	POC Hrs / %	Female Hrs / %	Emps.	Res.	POC	Fem.
Carpenter		4,541.5	1,234.0 27.2%	1,804.0 39.7%	432.0 9.5%	17	4	7	2
Laborer		309.5	56.0 18.1%	40.0 12.9%	0.0 0.0%	10	2	3	0
7019-C 585 COMMERCIAL STREET PHA	Totals:	4,851.0	1,290.0 26.6%	1,844.0 38.0%	432.0 8.9%	27	6	10	2
Contractor Totals		Total Hours	Resident Hrs / %	POC Hrs / %	Female Hrs / %	Emps.	Res.	POC	Fem.
U.S. DRYWALL INC.	Totals:	6,080.5	1,584.5 26.1%	1,908.0 31.4%	432.0 7.1%	42	9	11	2

CONTRACTOR STATISTICAL REPORT

Date Range: 01/01/2016 - 09/07/2018

9/7/2018 10:59:56 AM
PAGE 1

Contractor: **CAM HVAC & CONS. INC.**

Cont ID: 10879

Worked on Project

BRJP Report #5

PROJECTS

Project	Start Date	End Date	Total Hours	Resident Hrs / %	POC Hrs / %	Female Hrs / %	Emps.	Res.	POC	Fem.
7019 ELLIOT UPPER SCHOOL 9668	10/18/2014	04/22/2017								
HVAC			380.8	0.0 0.0%	0.0 0.0%	0.0 0.0%	4	0	0	0
Laborer			77.5	0.0 0.0%	30.0 38.7%	0.0 0.0%	8	0	2	0
Pipefitter			1,269.5	117.0 9.2%	117.0 9.2%	0.0 0.0%	9	1	1	0
Plumber			24.0	0.0 0.0%	0.0 0.0%	0.0 0.0%	1	0	0	0
Sheetmetal Worker			1,539.0	614.0 39.9%	725.5 47.1%	0.0 0.0%	8	2	3	0
Totals:			3,290.8	731.0 22.2%	872.5 26.5%	0.0 0.0%	30	3	6	0
7019-C 585 COMMERCIAL STREET PHA 1E+0	08/19/2017	08/04/2018								
Laborer			71.8	1.0 1.4%	1.0 1.4%	28.5 39.7%	7	1	1	1
Pipefitter			425.5	0.0 0.0%	0.0 0.0%	0.0 0.0%	5	0	0	0
Sheetmetal Worker			682.0	277.0 40.6%	411.0 60.3%	0.0 0.0%	6	1	2	0
Totals:			1,179.3	278.0 23.6%	412.0 34.9%	28.5 2.4%	18	2	3	1
7057 HENDERSON SCHOOL ACCESS & 1E+0	03/31/2018	08/18/2018								
Laborer			4.8	0.5 10.5%	0.5 10.5%	2.5 52.6%	3	1	1	1
Pipefitter			98.0	0.0 0.0%	0.0 0.0%	0.0 0.0%	2	0	0	0
Sheetmetal Worker			16.5	0.0 0.0%	0.0 0.0%	0.0 0.0%	1	0	0	0
Totals:			119.3	0.5 0.4%	0.5 0.4%	2.5 2.1%	6	1	1	1

CONTRACTOR STATISTICAL REPORT

Date Range: 01/01/2016 - 09/07/2018

9/7/2018 10:59:56 AM
PAGE 2

Contractor: **CAM HVAC & CONS. INC.**

Cont ID: 10879 Worked on Project

PROJECTS

BRJP Report #5

Project	Start Date	Total Hours	Resident Hrs / %	POC Hrs / %	Female Hrs / %	Emps.	Res.	POC	Fem.
7058 BTD TOW LOT FACILITY BLDG-PH	04/15/2017								
1E+0	08/18/2018	Total Hours							
Laborer		0.8	0.0 0.0%	0.8 100.0%	0.0 0.0%	1	0	1	0
Pipefitter		1.5	0.0 0.0%	0.0 0.0%	0.0 0.0%	1	0	0	0
Sheetmetal Worker		75.0	0.0 0.0%	8.5 11.3%	0.0 0.0%	4	0	2	0
Totals:		77.3	0.0 0.0%	9.3 12.0%	0.0 0.0%	6	0	3	0
7067 STRAND THEATER ACCESS & LIF	05/13/2017								
1E+0	08/18/2018	Total Hours							
HVAC		4.0	0.0 0.0%	0.0 0.0%	0.0 0.0%	1	0	0	0
Laborer		25.8	16.0 62.1%	24.0 93.2%	1.8 6.8%	4	1	2	2
Pipefitter		36.0	0.0 0.0%	0.0 0.0%	0.0 0.0%	3	0	0	0
Sheetmetal Worker		126.8	43.0 33.9%	69.5 54.8%	0.0 0.0%	6	1	3	0
Totals:		192.5	59.0 30.6%	93.5 48.6%	1.8 0.9%	14	2	5	2
7081 BOSTON FIRE DEPARTMENT ENG	09/16/2017								
1E+0	08/18/2018	Total Hours							
HVAC		312.0	0.0 0.0%	0.0 0.0%	0.0 0.0%	4	0	0	0
Laborer		35.8	0.0 0.0%	0.0 0.0%	5.3 14.7%	4	0	0	1
Pipefitter		597.0	0.0 0.0%	0.0 0.0%	0.0 0.0%	3	0	0	0
Sheetmetal Worker		295.3	77.3 26.2%	244.3 82.7%	0.0 0.0%	5	1	3	0
Totals:		1,240.0	77.3 6.2%	244.3 19.7%	5.3 0.4%	16	1	3	1
7114-A MSBA ARP ROOF REPLACEMENT	08/05/2017								
1E+0	08/19/2017	Total Hours							
Sheetmetal Worker		0.8	0.0 0.0%	0.0 0.0%	0.0 0.0%	1	0	0	0
Totals:		0.8	0.0 0.0%	0.0 0.0%	0.0 0.0%	1	0	0	0
7114-A MSBA ARP ROOF REPLACEMENT	08/19/2017								
Totals:		0.8	0.0 0.0%	0.0 0.0%	0.0 0.0%	1	0	0	0

CONTRACTOR STATISTICAL REPORT

Date Range: 01/01/2016 - 09/07/2018

9/7/2018 10:59:56 AM
PAGE 3

Contractor: **CAM HVAC & CONS. INC.**

Cont ID: 10879 Worked on

Project

BRJP Report #5

PROJECTS		Total Hours		Resident Hrs / %	POC Hrs / %	Female Hrs / %	Emps.	Res.	POC	Fem.
Contractor Totals		6,099.8		1,145.8 18.8%	1,632.0 26.8%	38.0 0.6%	91	9	21	5
CAM HVAC & CONS. INC.		Totals:								

CONTRACTOR STATISTICAL REPORT

Date Range: 01/01/2013 - 09/07/2018

9/7/2018 11:04:33 AM
PAGE 1

Contractor: **YOUR ELECTRICAL SOLUTION, INC.**

Cont ID: 10799 Worked on

PROJECTS

Project

BRJP Report #5

Project ID	Project Name	Start Date	Total Hours	Resident Hrs / %	POC Hrs / %	Female Hrs / %	Emps.	Res.	POC	Fem.
7019-C 585 COMMERCIAL STREET PHA 1E+0	Electrician	07/09/2017 08/26/2018	Total Hours 1,012.8	Resident Hrs / % 123.0 12.1%	POC Hrs / % 219.0 21.6%	Female Hrs / % 123.0 12.1%	Emps. 17	Res. 1	POC 2	Fem. 1
7019-C 585 COMMERCIAL STREET PHA	Totals:		1,012.8	123.0 12.1%	219.0 21.6%	123.0 12.1%	17	1	2	1
7024 EMERGENCY CITY OF BOSTON E 9434	Electrician	05/26/2013 02/02/2014	Total Hours 370.5	Resident Hrs / % 0.0 0.0%	POC Hrs / % 0.0 0.0%	Female Hrs / % 0.0 0.0%	Emps. 15	Res. 0	POC 0	Fem. 0
7024 EMERGENCY CITY OF BOSTON E	Totals:		370.5	0.0 0.0%	0.0 0.0%	0.0 0.0%	15	0	0	0
7039 GEORGE WRIGHT CLUBHOUSE B 9738	Electrician	05/15/2015 07/24/2016	Total Hours 721.0	Resident Hrs / % 0.0 0.0%	POC Hrs / % 0.0 0.0%	Female Hrs / % 0.0 0.0%	Emps. 4	Res. 0	POC 0	Fem. 0
7039 GEORGE WRIGHT CLUBHOUSE B	Electrician		721.0	0.0 0.0%	0.0 0.0%	0.0 0.0%	4	0	0	0
	Laborer		51.8	20.3 39.1%	34.5 66.7%	0.0 0.0%	3	1	2	0
	Utility Operator		281.8	0.0 0.0%	68.5 24.3%	0.0 0.0%	4	0	2	0
7039 GEORGE WRIGHT CLUBHOUSE B	Totals:		1,054.5	20.3 1.9%	103.0 9.8%	0.0 0.0%	11	1	4	0
7080 FANEUIL HALL HVAC/ELEVATOR 1E+0	Electrician	01/14/2018 05/13/2018	Total Hours 1,853.0	Resident Hrs / % 0.0 0.0%	POC Hrs / % 344.0 18.6%	Female Hrs / % 0.0 0.0%	Emps. 8	Res. 0	POC 2	Fem. 0
7080 FANEUIL HALL HVAC/ELEVATOR	Totals:		1,853.0	0.0 0.0%	344.0 18.6%	0.0 0.0%	8	0	2	0
7097 BOSTON CITY HALL LOBBY UPGR 9987	Electrician	02/05/2017 08/06/2017	Total Hours 1,292.8	Resident Hrs / % 269.0 20.8%	POC Hrs / % 0.0 0.0%	Female Hrs / % 0.0 0.0%	Emps. 7	Res. 1	POC 0	Fem. 0
7097 BOSTON CITY HALL LOBBY UPGR	Totals:		1,292.8	269.0 20.8%	0.0 0.0%	0.0 0.0%	7	1	0	0
7097 BOSTON CITY HALL LOBBY UPGR	Totals:		1,292.8	269.0 20.8%	0.0 0.0%	0.0 0.0%	7	1	0	0

CONTRACTOR STATISTICAL REPORT

Date Range: 01/01/2013 - 09/07/2018

9/7/2018 11:04:33 AM
PAGE 2

Contractor: **YOUR ELECTRICAL SOLUTION, INC.**

Cont ID: 10799 Worked on Project

BRJP Report #5

PROJECTS

PROJECTS	Worked on Project	Total Hours	Resident Hrs / %	POC Hrs / %	Female Hrs / %	Emps.	Res.	POC	Fem.
7142 BCH PARKING CLERK RENOVATI 1E+0	05/27/2018 08/12/2018	Total Hours 549.5	Resident Hrs / % 0.0 0.0%	POC Hrs / % 60.0 10.9%	Female Hrs / % 0.0 0.0%	Emps. 10	Res. 0	POC 2	Fem. 0
7142 BCH PARKING CLERK RENOVATI	Totals:	549.5	0.0 0.0%	60.0 10.9%	0.0 0.0%	10	0	2	0
HYATT CENTRIC HOTEL 1E+0	08/13/2017 08/26/2018	Total Hours 12,736.0	Resident Hrs / % 753.0 5.9%	POC Hrs / % 3,584.0 28.1%	Female Hrs / % 8.0 0.1%	Emps. 35	Res. 4	POC 9	Fem. 1
Electrician		12,736.0	753.0 5.9%	3,584.0 28.1%	8.0 0.1%	35	4	9	1
Technician		263.0	0.0 0.0%	0.0 0.0%	0.0 0.0%	3	0	0	0
HYATT CENTRIC HOTEL	Totals:	12,999.0	753.0 5.8%	3,584.0 27.6%	8.0 0.1%	38	4	9	1
Contractor Totals		Total Hours 19,132.1	Resident Hrs / % 1,165.3 6.1%	POC Hrs / % 4,310.0 22.5%	Female Hrs / % 131.0 0.7%	Emps. 106	Res. 7	POC 19	Fem. 2
YOUR ELECTRICAL SOLUTION, INC.	Totals:	19,132.1	1,165.3 6.1%	4,310.0 22.5%	131.0 0.7%	106	7	19	2