

**Application #18.497 BB: 13 Gloucester Street**

**Applicant: Max Makowsky**

**Proposed Work: At rear patio area, install air conditioning condenser and wood sound dampening shelves.**

**Wednesday November 8, 2017**

**Good evening. My name is Max Makowsky. Thank you for considering my application to install one AC condenser and two sound dampening shelves inside our ground level, fully enclosed patio.**

**As background, we purchased 2 condominium units at 13 Gloucester St in the summer and fall of 2016. Unit 1 is a ground and first floor unit, with a wooden fenced, fully enclosed patio. The unit was purchased with existing central AC with 2 outdoor condensers installed at ground level in the patio area. Unit 3 is a third floor unit that did not have central AC. We did some interior remodeling in both units, with permits and all applicable inspections, which included the installation of central AC in Unit 3. We placed the condenser for this new AC inside our ground level patio.**

**This past spring/summer, we received complaints from 2 neighbors that the AC condensers were too loud. We immediately contacted our HVAC contractor to see if the sound level could be reduced. On his recommendation, we installed sound dampening blankets inside the condensers. This did in fact lower the sound level; however, the neighbors were not satisfied, and they chose to contact the City and made a formal complaint.**

**The City conducted on-site sound tests, and the sound levels minimally exceeded the city requirements.**

**We conferred with sound consultants and our contractors, and we designed noise baffling shelves to be installed above the condensers. These shelves are framed in cedar, same material as the fences, are removable, and are attached to the side sections of the fence. They are hinged, so that they lie flat against the wall when not in use, and fold up parallel to the ground above the condensers when in use.**

**THE SHELVES AND THE AC CONDENSER ARE WITHIN THE FENCED AREA, AND ARE NOT VISIBLE FROM OUTSIDE THE PATIO.**

**The BBAC informed us that they preferred AC condensers be roof mounted when possible, rather than be installed at ground level, and requested we explore the possibility of locating the condenser on the roof of the building. We did contact our HOA Managing Board, and our request to install on the roof was denied.**

We request that you allow us to keep the condenser on the ground inside the fenced in patio, bearing in mind, that nothing is visible from outside the patio,, and furthermore, a number of neighbors, even those abutting our building, have ground level AC condensers, some that are fully visible.

I shall pass around photos showing our fenced in patio, our AC condensers, the sound baffling shelves, and a photo of a neighbor's fully visible ground level AC unit a mere few feet from our property.


Thank you again for your consideration. I would be happy to answer any questions.



13 GLOUCESTER FULLY ENCLOSED PATIO

A






PATIO RA SIDE

1 EXISTING UNIT, 1 NEW UNIT

B





SOUND SHELF, 2 UNITS, DOWN POSITION





SOUND SHELF, 2 UNITS, RAISED POSITION

A





UNDERSIDE 2 UNIT SOUND SHELF

11





PATIO LH SIDE, EXISTING UNIT AND  
SOAP SHELF, DOWD POSITION

F





1 EXISTING UNIT, SOUND SHELF, RAISED POSITION

G






NEIGHBOR OUTSIDE, GOOD LEVEL AC UNIT  
ADJACENT TO 13 GLOUCESTER

H





NEELBOR GROUND LEVEL AC UNIT

H